

TERRACE LANES

USBC Certification:

President: Gary Long III is on Lane 3 Vice President: Jack Felesky is on Lane 6

Secretary: Ashton Erndl is on Lane 3 Treasurer: Madison Hoyle is on Lane 2

Important Messages

Welcome back to the Youth Travel League. Just a few reminders: All recaps come to me dpilyih@gmail immediately after the match. Everyone must fill out a sanction card the 1st time they bowl. All sanction cards and weekly fees and 50/50 proceeds go directly to Barb McGeary. All results will be posted at leaguesecretary.com and nesbitslanes.com Any questions you may contact me at 412 443-5243 or John Rahl, or Barb McGeary.
All coaches make sure your email address is on recap sheets, If there any changes that need made (bowling order, spelling, sex designation) please note on recap sheets also.

Team Standings

Place	#	Lane	Team Name	Points Won	Points Lost	Team Avg	Scratch Pins	High Game	High Sers
1	7	5	F A GERHART	36	0	749	4506	846	2347
2	6	8	814 #2	32	0	560	3199	565	1603
3	4	2	TERRACE #2	21	10	657	3955	739	2150
4	3	6	TERRACE #1	20	12	726	4369	786	2219
5	1	3	HOLIDAY #1	13	16	728	4290	755	2197
6	2	7	HOLIDAY #2	12	18	731	4400	838	2227
7	5	1	814 #1	0	28	560	2944	540	1597
8	8	4	BYE	0	0	560	0	0	0

Review of Last Week's Bowling.....

Lanes	Team Name	HDCP -1-	HDCP -2-	HDCP -3-	HDCP Total	Last Wk WON	Team Name	HDCP -1-	HDCP -2-	HDCP -3-	HDCP Total	Last Wk WON
1-2	814 #2	532	506	565	1603	15	<--> BYE	0	0	0	0	0
3-4	814 #1	648	633	640	1921	0	<--> F A GERHART	700	780	679	2159	17
5-6	HOLIDAY #2	699	810	664	2173	0	<--> TERRACE #2	787	827	800	2414	17
7-8	HOLIDAY #1	719	633	741	2093	8	<--> TERRACE #1	677	759	735	2171	8

Lane Assignments

1-2 3-4 5-6 7-8
 This week you bowl at **814 LANES**
 Wk03 10/27 5- 4 1- 8 7- 3 2- 6
 This week you bowl at **GERHART LANES**
 Wk04 11/10 🎯 Position Round- Start Lane - 1

Individual High Averages

Boys	212.83	Austin Latuch	207.67	James Lukehart	197.50	Dalton Dean
Girls	169.50	Andrea Rhodes	164.83	Maraya Bittner	153.33	Jocelyn Winger

Last Week's Top Scores

Scratch Game	810	HOLIDAY #2	780	F A GERHART	752	TERRACE #1	
Scratch Series	2173	HOLIDAY #2	2159	F A GERHART	2150	TERRACE #1	
					2150	TERRACE #2	
Boys	Scratch Game	247	Austin Latuch	246	James Lukehart	232	Jack Felesky
	Scratch Series	700	Austin Latuch	622	James Lukehart	607	Jack Felesky
	Handicap Game	283	James Lukehart	278	William Nagle	275	Jack Felesky
	Handicap Series	763	Jaxson Shaffer	754	Austin Latuch	747	William Nagle
Girls	Scratch Game	192	Madison Hoyle	185	Maraya Bittner	181	Andrea Rhodes
	Scratch Series	489	Maraya Bittner	477	Cheyenne Cooper	472	Andrea Rhodes
	Handicap Game	260	Madison Hoyle	256	Cheyenne Cooper	246	Emily Schrock
	Handicap Series	729	Cheyenne Cooper	702	Emily Schrock	690	Tori Barnes

Season High Scores

Scratch Game	846	F A GERHART	838	HOLIDAY #2	786	TERRACE #1
Scratch Series	2347	F A GERHART	2227	HOLIDAY #2	2219	TERRACE #1

Season High Scores - Continued

Boys	Scratch Game	268	Cortyn Hetrick	257	Anthony Knecht	247	Gary Long III
	Scratch Series	700	Austin Latuch	646	Cortyn Hetrick	247	Austin Latuch
	Handicap Game	300	Gary Long III	283	James Lukehart	629	Anthony Knecht
	Handicap Series	763	Jaxson Shaffer	754	Austin Latuch	278	William Nagle
Girls	Scratch Game	215	Maraya Bittner	192	Madison Hoyle	187	Andrea Rhodes
	Scratch Series	545	Andrea Rhodes	500	Maraya Bittner	486	Jocelyn Winger
	Handicap Game	260	Madison Hoyle	260	Maraya Bittner	256	Cheyenne Cooper
	Handicap Series	729	Cheyenne Cooper	702	Emily Schrock	690	Tori Barnes

Team Rosters

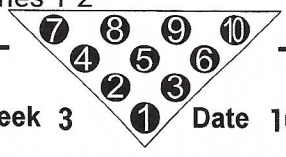
Name	Avg HDCP		Pins	Gms	High Game	High Sers	-1-	-2-	-3-	Total	---Average Change---			Age
											New	Old	----> +/-	Aug1
1 - HOLIDAY #1	Lane 3 HDCP=0 Avg=728													
Ashton Erndl	173	42	1040	6	214	544	165	165	214	544	173.33	- 165.33	= 8.00	
Konner King	178	37	1068	6	207	554	207	136	171	514	178.00	- 184.67	= -6.67	
Alden Troutman	179	36	1076	6	223	578	168	153	177	498	179.33	- 192.67	= -13.33	
Gary Long III	bk198	19	569	3	247	569	a179	a179	a179	537	189.67	- 189.67	= 0.00	
2 - HOLIDAY #2	Lane 7 HDCP=0 Avg=731													
Tyler Billotte	191	26	1146	6	226	604	132	226	184	542	191.00	- 201.33	= -10.33	
Maraya Bittner	164	50	989	6	215	500	177	185	127	489	164.83	- 166.67	= -1.83	
Shane Jones	169	45	1019	6	201	520	144	184	192	520	169.83	- 166.33	= 3.50	
James Lukehart	207	11	1246	6	246	624	246	215	161	622	207.67	- 208.00	= -0.33	
3 - TERRACE #1	Lane 6 HDCP=20 Avg=726													
Jack Felesky	194	23	1164	6	232	607	191	232	184	607	194.00	- 185.67	= 8.33	
Braylon Wildenmann	166	48	1001	6	185	530	161	148	162	471	166.83	- 176.67	= -9.83	
Tyler Bennett	170	45	1025	6	185	522	157	185	180	522	170.83	- 167.67	= 3.17	
Anthony Knecht	196	21	1179	6	257	629	161	187	202	550	196.50	- 209.67	= -13.17	
4 - TERRACE #2	Lane 2 HDCP=0 Avg=657													
Emily Schrock	119	90	717	6	144	396	144	122	130	396	119.50	- 107.00	= 12.50	
Madison Hoyle	146	66	881	6	192	470	125	192	153	470	146.83	- 137.00	= 9.83	
Ethan Speelman	180	36	1080	6	203	584	203	178	203	584	180.00	- 165.33	= 14.67	
Austin Latuch	212	7	1277	6	247	700	227	247	226	700	212.83	- 192.33	= 20.50	
5 - 814 #1	Lane 1 HDCP=87 Avg=560													
Sophie Freeman	88	118	528	6	98	286	79	91	72	242	88.00	- 95.33	= -7.33	
Cheyenne Cooper	135	76	815	6	172	477	172	146	159	477	135.83	- 112.67	= 23.17	
Eli Matejovich	116	93	699	6	124	352	111	117	124	352	116.50	- 115.67	= 0.83	
Jaxson Shaffer	150	63	902	6	178	526	178	171	177	526	150.33	- 125.33	= 25.00	
6 - 814 #2	Lane 8 HDCP=153 Avg=560													
Tori Barnes	112	97	673	6	131	348	123	94	131	348	112.17	- 108.33	= 3.83	
Olivia Gelormino	127	83	766	6	148	401	119	134	148	401	127.67	- 121.67	= 6.00	
Jocelyn Winger	153	60	920	6	182	486	150	138	146	434	153.33	- 162.00	= -8.67	
Hayden Devico(PAC)	139	72	837	6	160	426	x135	x144	x147	426	139.50	- 137.00	= 2.50	
VACANT	140	72	840	6	140	420	140	140	140	420	140.00	- 140.00	= 0.00	
7 - F A GERHART	Lane 5 HDCP=0 Avg=749													
Andrea Rhodes	169	45	1017	6	187	545	181	150	141	472	169.50	- 181.67	= -12.17	
Dalton Dean	197	20	1185	6	221	611	197	220	157	574	197.50	- 203.67	= -6.17	
Cortyn Hetrick	195	22	1174	6	268	646	161	186	181	528	195.67	- 215.33	= -19.67	
William Nagle	188	28	1130	6	224	585	161	224	200	585	188.33	- 181.67	= 6.67	
8 - BYE	Lane 4 HDCP=151 Avg=560													

Temporary Substitutes Division 1: Division1

 Boys Division 1: Division1

<u>Name</u>	<u>Avg HDCP</u>		<u>Pins</u>	<u>Gms</u>	<u>High Game</u>	<u>High Sers</u>	<u>HDCP Game</u>	<u>HDCP Sers</u>	<u>-1-</u>	<u>-2-</u>	<u>-3-</u>	<u>Total</u>	<u>HDCP Total</u>
RJ Bickel(HOL)	bk173	42	0	0	0	0						0	0
Jackson Hetrick	bk152	61	0	0	0	0						0	0
Harper Hoover(TER)	bk107	101	0	0	0	0						0	0
Jacob Schrock(TER)	bk82	124	0	0	0	0						0	0

YOUTH TRAVEL SECTION #1 2024/2025 - Lanes 1-2



TERRACE LANES

Week 3

Date 10/27/24

5-814 #1 Avg=560		Week 3 Lane 1									
Avg	Name	HDCP	1	2	3				Scratch	HDCP	Total
88	Sophie Freeman										
135	Cheyenne Cooper										
116	Eli Matejovich										
150	Jaxson Shaffer										

Won _____	Total										
	Handicap	87									
Lost _____	HDCP Total										
	Team Points										

Approved: _____

4-TERRACE #2 Avg=657		Week 3 Lane 2									
Avg	Name	HDCP	1	2	3				Scratch	HDCP	Total
119	Emily Schrock										
146	Madison Hoyle										
180	Ethan Speelman										
212	Austin Latuch										

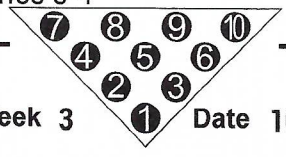
Won _____	Total										
	Handicap	0									
Lost _____	HDCP Total										
	Team Points										

Approved: _____

Captains: Turn in to the tournament manager after signing

YOUTH TRAVEL SECTION #1 2024/2025

- Lanes 3-4



TERRACE LANES

Week 3

Date 10/27/24

1-HOLIDAY #1		Avg=728									Week 3 Lane 3	
Avg	Name	HDCP	1	2	3					Scratch	HDCP	Total
173	Ashton Erndl											
178	Konner King											
179	Alden Troutman											
198	Gary Long III											

Won _____	Total											
	Handicap	0										
Lost _____	HDCP Total											
	Team Points											

Approved: _____

8-BYE		Avg=560									Week 3 Lane 4	
Avg	Name	HDCP	1	2	3					Scratch	HDCP	Total

Won _____	Total											
	Handicap	151										
Lost _____	HDCP Total											
	Team Points											

Approved: _____

Captains: Turn in to the tournament manager after signing

YOUTH TRAVEL SECTION #1 2024/2025

- Lanes 5-6



TERRACE LANES

Week 3

Date 10/27/24

7-F A GERHART Avg=749										Week 3 Lane 5	
Avg	Name	HDCP	1	2	3				Scratch	HDCP	Total
169	Andrea Rhodes										
197	Dalton Dean										
195	Cortyn Hetrick										
188	William Nagle										

Won _____	Total										
	Handicap	0									
Lost _____	HDCP Total										
	Team Points										

Approved: _____

3-TERRACE #1 Avg=726										Week 3 Lane 6	
Avg	Name	HDCP	1	2	3				Scratch	HDCP	Total
194	Jack Felesky										
166	Braylon Wildenmann										
170	Tyler Bennett										
196	Anthony Knecht										

Won _____	Total										
	Handicap	20									
Lost _____	HDCP Total										
	Team Points										

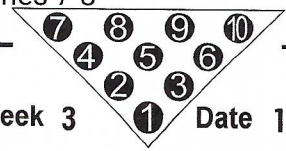
Approved: _____

Captains: Turn in to the tournament manager after signing

YOUTH TRAVEL SECTION #1 2024/2025 - Lanes 7-8

TERRACE LANES

Week 3 Date 10/27/24



2-HOLIDAY #2 Avg=731		Week 3 Lane 7									
Avg	Name	HDCP	1	2	3				Scratch	HDCP	Total
191	Tyler Billotte										
164	Maraya Bittner										
169	Shane Jones										
207	James Lukehart										

Won _____	Total										
	Handicap	0									
Lost _____	HDCP Total										
	Team Points										

Approved: _____

6-814 #2 Avg=560		Week 3 Lane 8									
Avg	Name	HDCP	1	2	3				Scratch	HDCP	Total
112	Tori Barnes										
127	Olivia Gelormino										
153	Jocelyn Winger										
139	Hayden Devico(PAC)										
140	VACANT										

Won _____	Total										
	Handicap	153									
Lost _____	HDCP Total										
	Team Points										

Approved: _____

Captains: Turn in to the tournament manager after signing