

## 814 LANES

USBC Certification:

President: Gary Long III is on Lane 4 Vice President: Jack Felesky is on Lane 6

Secretary: Ashton Erndl is on Lane 4 Treasurer: Madison Hoyle is on Lane 2

### Important Messages

Welcome back to the Youth Travel League. Just a few reminders: All recaps come to me dpilyih@gmail immediately after the match. Everyone must fill out a sanction card the 1st time they bowl. All sanction cards and weekly fees and 50/50 proceeds go directly to Barb McGeary. All results will be posted at leaguesecretary.com and nesbitslanes.com Any questions you may contact me at 412 443-5243 or John Rahl, or Barb McGeary.  
 All coaches make sure your email address is on recap sheets, If there any changes that need made (bowling order, spelling, sex designation) please note on recap sheets also.

### Team Standings

| Place | # | Lane | Team Name   | Points Won | Points Lost | Team Avg | Scratch Pins | High Game | High Sers |
|-------|---|------|-------------|------------|-------------|----------|--------------|-----------|-----------|
| 1     | 7 | 1    | F A GERHART | 54         | 0           | 772      | 6977         | 887       | 2471      |
| 2     | 4 | 2    | TERRACE #2  | 36         | 10          | 680      | 6135         | 744       | 2180      |
| 3     | 6 | 3    | 814 #2      | 36         | 10          | 560      | 4829         | 586       | 1630      |
| 4     | 1 | 4    | HOLIDAY #1  | 27         | 16          | 710      | 6406         | 775       | 2197      |
| 5     | 2 | 5    | HOLIDAY #2  | 23         | 22          | 728      | 6566         | 838       | 2227      |
| 6     | 3 | 6    | TERRACE #1  | 20         | 26          | 714      | 6445         | 786       | 2219      |
| 7     | 5 | 7    | 814 #1      | 0          | 42          | 560      | 4779         | 632       | 1835      |
| 8     | 8 | 8    | BYE         | 0          | 0           | 560      | 0            | 0         | 0         |

### Review of Last Week's Bowling.....

| Lanes | Team Name   | HDCP -1- | HDCP -2- | HDCP -3- | HDCP Total | Last Wk WON | Team Name       | HDCP -1- | HDCP -2- | HDCP -3- | HDCP Total | Last Wk WON |
|-------|-------------|----------|----------|----------|------------|-------------|-----------------|----------|----------|----------|------------|-------------|
| 1-2   | 814 #1      | 719      | 707      | 670      | 2096       | 0           | <--> TERRACE #2 | 721      | 715      | 744      | 2180       | 15          |
| 3-4   | HOLIDAY #1  | 667      | 775      | 674      | 2116       | 14          | <--> BYE        | 151      | 151      | 151      | 453        | 0           |
| 5-6   | F A GERHART | 887      | 742      | 842      | 2471       | 18          | <--> TERRACE #1 | 617      | 736      | 783      | 2136       | 0           |
| 7-8   | HOLIDAY #2  | 730      | 693      | 743      | 2166       | 11          | <--> 814 #2     | 648      | 702      | 739      | 2089       | 4           |

### Lane Assignments

1-2    3-4    5-6    7-8

*This week you bowl at GERHART LANES*

Wk04 11/10 7- 4    6- 1    2- 3    5- 8 Position Round- Start Lane - 1

*This week you bowl at TERRACE LANES*

Wk05 11/24 3- 6    7- 2    1- 5    8- 4

### Individual High Averages

|              |        |               |        |                |        |                 |
|--------------|--------|---------------|--------|----------------|--------|-----------------|
| <b>Boys</b>  | 214.56 | Austin Latuch | 207.89 | Dalton Dean    | 207.78 | Cortlyn Hetrick |
| <b>Girls</b> | 173.89 | Andrea Rhodes | 166.44 | Maraya Bittner | 152.00 | Madison Hoyle   |

### Last Week's Top Scores

|                |                 |             |                 |            |                 |            |                |
|----------------|-----------------|-------------|-----------------|------------|-----------------|------------|----------------|
| Scratch Game   | 887             | F A GERHART | 775             | HOLIDAY #1 | 763             | TERRACE #1 |                |
| Scratch Series | 2471            | F A GERHART | 2180            | TERRACE #2 | 2166            | HOLIDAY #2 |                |
| <b>Boys</b>    | Scratch Game    | 268         | Tyler Bennett   | 255        | Cortlyn Hetrick | 254        | Ethan Speelman |
|                | Scratch Series  | 696         | Cortlyn Hetrick | 686        | Dalton Dean     | 654        | Austin Latuch  |
|                | Handicap Game   | 313         | Tyler Bennett   | 290        | Ethan Speelman  | 279        | Eli Matejovich |
|                | Handicap Series | 773         | Eli Matejovich  | 762        | Cortlyn Hetrick | 749        | Jaxon Shaffer  |
| <b>Girls</b>   | Scratch Game    | 211         | Andrea Rhodes   | 195        | Hayden Devico   | 188        | Maraya Bittner |
|                | Scratch Series  | 548         | Andrea Rhodes   | 515        | Hayden Devico   | 509        | Maraya Bittner |
|                | Handicap Game   | 267         | Hayden Devico   | 257        | Emily Schrock   | 256        | Andrea Rhodes  |
|                | Handicap Series | 731         | Hayden Devico   | 688        | Cheyenne Cooper | 685        | Madison Hoyle  |

### Season High Scores

|                |      |             |      |            |      |            |
|----------------|------|-------------|------|------------|------|------------|
| Scratch Game   | 887  | F A GERHART | 838  | HOLIDAY #2 | 786  | TERRACE #1 |
| Scratch Series | 2471 | F A GERHART | 2227 | HOLIDAY #2 | 2219 | TERRACE #1 |



Season High Scores - Continued

|              |                 |     |                |     |                 |     |                 |
|--------------|-----------------|-----|----------------|-----|-----------------|-----|-----------------|
| <b>Boys</b>  | Scratch Game    | 268 | Tyler Bennett  | 268 | Cortlyn Hetrick | 257 | Anthony Knecht  |
|              | Scratch Series  | 700 | Austin Latuch  | 696 | Cortlyn Hetrick | 686 | Dalton Dean     |
|              | Handicap Game   | 313 | Tyler Bennett  | 300 | Gary Long III   | 290 | Ethan Speelman  |
|              | Handicap Series | 773 | Eli Matejovich | 763 | Jaxon Shaffer   | 762 | Cortlyn Hetrick |
| <b>Girls</b> | Scratch Game    | 215 | Maraya Bittner | 211 | Andrea Rhodes   | 195 | Hayden Devico   |
|              | Scratch Series  | 548 | Andrea Rhodes  | 515 | Hayden Devico   | 509 | Maraya Bittner  |
|              | Handicap Game   | 267 | Hayden Devico  | 260 | Madison Hoyle   | 260 | Maraya Bittner  |
|              | Handicap Series | 731 | Hayden Devico  | 729 | Cheyenne Cooper | 702 | Emily Schrock   |

Team Rosters

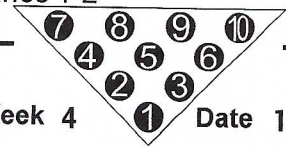
| Name   | Avg HDCP | Pins | Gms  | High Game | High Sers | -1- | -2- | -3- | Total | ---Average Change--- |        |          | Age  |        |
|--|----------|------|------|-----------|-----------|-----|-----|-----|-------|----------------------|--------|----------|------|--------|
|  |          |      |      |           |           |     |     |     |       | New                  | Old    | ---> +/- | Aug1 |        |
| <b>1 - HOLIDAY #1</b> Lane 4 HDCP=0 Avg=710  |          |      |      |           |           |     |     |     |       |                      |        |          |      |        |
| Ashton Erndl                                 | 184      | 32   | 1658 | 9         | 222       | 618 | 208 | 222 | 188   | 618                  | 184.22 | - 173.33 | =    | 10.89  |
| Konner King                                  | 175      | 40   | 1578 | 9         | 207       | 554 | 161 | 207 | 142   | 510                  | 175.33 | - 178.00 | =    | -2.67  |
| Alden Troutman                               | 175      | 40   | 1576 | 9         | 223       | 578 | 156 | 166 | 178   | 500                  | 175.11 | - 179.33 | =    | -4.22  |
| Gary Long III                                | 176      | 39   | 1057 | 6         | 247       | 569 | 142 | 180 | 166   | 488                  | 176.17 | - 189.67 | =    | -13.50 |
| <b>2 - HOLIDAY #2</b> Lane 5 HDCP=0 Avg=728  |          |      |      |           |           |     |     |     |       |                      |        |          |      |        |
| Tyler Billotte                               | 192      | 25   | 1735 | 9         | 226       | 604 | 181 | 203 | 205   | 589                  | 192.78 | - 191.00 | =    | 1.78   |
| Maraya Bittner                               | 166      | 48   | 1498 | 9         | 215       | 509 | 140 | 181 | 188   | 509                  | 166.44 | - 164.83 | =    | 1.61   |
| Shane Jones                                  | 176      | 39   | 1586 | 9         | 201       | 567 | 199 | 167 | 201   | 567                  | 176.22 | - 169.83 | =    | 6.39   |
| James Lukehart                               | 194      | 23   | 1747 | 9         | 246       | 624 | 210 | 142 | 149   | 501                  | 194.11 | - 207.67 | =    | -13.56 |
| <b>3 - TERRACE #1</b> Lane 6 HDCP=12 Avg=714 |          |      |      |           |           |     |     |     |       |                      |        |          |      |        |
| Jack Felesky                                 | 190      | 27   | 1713 | 9         | 232       | 607 | 174 | 203 | 172   | 549                  | 190.33 | - 194.00 | =    | -3.67  |
| Braylon Wildenmann                           | 160      | 54   | 1446 | 9         | 185       | 530 | 136 | 136 | 173   | 445                  | 160.67 | - 166.83 | =    | -6.17  |
| Tyler Bennett                                | 179      | 36   | 1614 | 9         | 268       | 589 | 132 | 189 | 268   | 589                  | 179.33 | - 170.83 | =    | 8.50   |
| Anthony Knecht                               | 185      | 31   | 1672 | 9         | 257       | 629 | 155 | 188 | 150   | 493                  | 185.78 | - 196.50 | =    | -10.72 |
| <b>4 - TERRACE #2</b> Lane 2 HDCP=82 Avg=680 |          |      |      |           |           |     |     |     |       |                      |        |          |      |        |
| Emily Schrock                                | 124      | 86   | 1118 | 9         | 167       | 401 | 118 | 116 | 167   | 401                  | 124.22 | - 119.50 | =    | 4.72   |
| Madison Hoyle                                | 152      | 61   | 1368 | 9         | 192       | 487 | 178 | 142 | 167   | 487                  | 152.00 | - 146.83 | =    | 5.17   |
| Ethan Speelman                               | 190      | 27   | 1718 | 9         | 254       | 638 | 201 | 254 | 183   | 638                  | 190.89 | - 180.00 | =    | 10.89  |
| Austin Latuch                                | 214      | 5    | 1931 | 9         | 247       | 700 | 224 | 203 | 227   | 654                  | 214.56 | - 212.83 | =    | 1.72   |
| <b>5 - 814 #1</b> Lane 7 HDCP=0 Avg=560      |          |      |      |           |           |     |     |     |       |                      |        |          |      |        |
| Sophie Freeman                               | 94       | 113  | 849  | 9         | 130       | 321 | 95  | 130 | 96    | 321                  | 94.33  | - 88.00  | =    | 6.33   |
| Cheyenne Cooper                              | 141      | 71   | 1275 | 9         | 172       | 477 | 137 | 155 | 168   | 460                  | 141.67 | - 135.83 | =    | 5.83   |
| Eli Matejovich                               | 132      | 79   | 1193 | 9         | 186       | 494 | 186 | 166 | 142   | 494                  | 132.56 | - 116.50 | =    | 16.06  |
| Jaxon Shaffer                                | 162      | 52   | 1462 | 9         | 214       | 560 | 214 | 169 | 177   | 560                  | 162.44 | - 150.33 | =    | 12.11  |
| <b>6 - 814 #2</b> Lane 3 HDCP=135 Avg=560    |          |      |      |           |           |     |     |     |       |                      |        |          |      |        |
| Tori Barnes                                  | 112      | 97   | 1014 | 9         | 131       | 348 | 121 | 92  | 128   | 341                  | 112.67 | - 112.17 | =    | 0.50   |
| Olivia Gelormino                             | 126      | 84   | 1138 | 9         | 148       | 401 | 105 | 130 | 137   | 372                  | 126.44 | - 127.67 | =    | -1.22  |
| Jocelyn Winger                               | 146      | 66   | 1322 | 9         | 182       | 486 | 123 | 153 | 126   | 402                  | 146.89 | - 153.33 | =    | -6.44  |
| Hayden Devico                                | 150      | 63   | 1352 | 9         | 195       | 515 | 146 | 174 | 195   | 515                  | 150.22 | - 139.50 | =    | 10.72  |
| <b>7 - F A GERHART</b> Lane 1 HDCP=0 Avg=772 |          |      |      |           |           |     |     |     |       |                      |        |          |      |        |
| Andrea Rhodes                                | 173      | 42   | 1565 | 9         | 211       | 548 | 191 | 146 | 211   | 548                  | 173.89 | - 169.50 | =    | 4.39   |
| Dalton Dean                                  | 207      | 11   | 1871 | 9         | 242       | 686 | 242 | 202 | 242   | 686                  | 207.89 | - 197.50 | =    | 10.39  |
| Cortlyn Hetrick                              | 207      | 11   | 1870 | 9         | 268       | 696 | 255 | 235 | 206   | 696                  | 207.78 | - 195.67 | =    | 12.11  |
| William Nagle                                | 185      | 31   | 1671 | 9         | 224       | 585 | 199 | 159 | 183   | 541                  | 185.67 | - 188.33 | =    | -2.67  |
| <b>8 - BYE</b> Lane 8 HDCP=0 Avg=560         |          |      |      |           |           |     |     |     |       |                      |        |          |      |        |

Temporary Substitutes Division 1: Division1

 Boys Division 1: Division1

| Name               | Avg HDCP | Pins | Gms | High Game | High Sers | HDCP Game | HDCP Sers | -1- | -2- | -3- | Total | HDCP Total |
|--------------------|----------|------|-----|-----------|-----------|-----------|-----------|-----|-----|-----|-------|------------|
| RJ Bickel(HOL)     | bk173    | 42   | 0   | 0         | 0         | 0         | 0         |     |     |     | 0     | 0          |
| Jackson Hetrick    | bk152    | 61   | 0   | 0         | 0         | 0         | 0         |     |     |     | 0     | 0          |
| Harper Hoover(TER) | bk107    | 101  | 0   | 0         | 0         | 0         | 0         |     |     |     | 0     | 0          |
| Jacob Schrock(TER) | bk82     | 124  | 0   | 0         | 0         | 0         | 0         |     |     |     | 0     | 0          |

# YOUTH TRAVEL SECTION #1 2024/2025 - Lanes 1-2



814 LANES

Week 4

Date 11/10/24

| 7-F A GERHART Avg=772 |                 | Week 4 Lane 1 |   |   |   |  |  |  |         |      |       |
|-----------------------|-----------------|---------------|---|---|---|--|--|--|---------|------|-------|
| Avg                   | Name            | HDCP          | 1 | 2 | 3 |  |  |  | Scratch | HDCP | Total |
| 173                   | Andrea Rhodes   |               |   |   |   |  |  |  |         |      |       |
| 207                   | Dalton Dean     |               |   |   |   |  |  |  |         |      |       |
| 207                   | Cortlyn Hetrick |               |   |   |   |  |  |  |         |      |       |
| 185                   | William Nagle   |               |   |   |   |  |  |  |         |      |       |
|                       |                 |               |   |   |   |  |  |  |         |      |       |
|                       |                 |               |   |   |   |  |  |  |         |      |       |
|                       |                 |               |   |   |   |  |  |  |         |      |       |
|                       |                 |               |   |   |   |  |  |  |         |      |       |

Won \_\_\_\_\_

Total

Lost \_\_\_\_\_

Handicap 0

HDCP Total

Team Points

Approved: \_\_\_\_\_

| 4-TERRACE #2 Avg=680 |                | Week 4 Lane 2 |   |   |   |  |  |  |         |      |       |
|----------------------|----------------|---------------|---|---|---|--|--|--|---------|------|-------|
| Avg                  | Name           | HDCP          | 1 | 2 | 3 |  |  |  | Scratch | HDCP | Total |
| 124                  | Emily Schrock  |               |   |   |   |  |  |  |         |      |       |
| 152                  | Madison Hoyle  |               |   |   |   |  |  |  |         |      |       |
| 190                  | Ethan Speelman |               |   |   |   |  |  |  |         |      |       |
| 214                  | Austin Latuch  |               |   |   |   |  |  |  |         |      |       |
|                      |                |               |   |   |   |  |  |  |         |      |       |
|                      |                |               |   |   |   |  |  |  |         |      |       |
|                      |                |               |   |   |   |  |  |  |         |      |       |
|                      |                |               |   |   |   |  |  |  |         |      |       |

Won \_\_\_\_\_

Total

Lost \_\_\_\_\_

Handicap 82

HDCP Total

Team Points

Approved: \_\_\_\_\_

**Captains: Turn in to the tournament manager after signing**





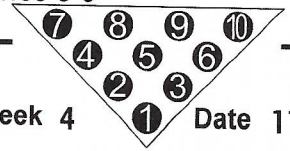
# YOUTH TRAVEL SECTION #1 2024/2025

- Lanes 5-6

814 LANES

Week 4

Date 11/10/24



| 2-HOLIDAY #2 |                | Avg=728 |   |   |   |  |  | Week 4 Lane 5 |      |       |
|--------------|----------------|---------|---|---|---|--|--|---------------|------|-------|
| Avg          | Name           | HDCP    | 1 | 2 | 3 |  |  | Scratch       | HDCP | Total |
| 192          | Tyler Billotte |         |   |   |   |  |  |               |      |       |
| 166          | Maraya Bittner |         |   |   |   |  |  |               |      |       |
| 176          | Shane Jones    |         |   |   |   |  |  |               |      |       |
| 194          | James Lukehart |         |   |   |   |  |  |               |      |       |
|              |                |         |   |   |   |  |  |               |      |       |
|              |                |         |   |   |   |  |  |               |      |       |
|              |                |         |   |   |   |  |  |               |      |       |
|              |                |         |   |   |   |  |  |               |      |       |

|            |             |   |  |  |  |  |  |  |  |  |
|------------|-------------|---|--|--|--|--|--|--|--|--|
| Won _____  | Total       |   |  |  |  |  |  |  |  |  |
| Lost _____ | Handicap    | 0 |  |  |  |  |  |  |  |  |
|            | HDCP Total  |   |  |  |  |  |  |  |  |  |
|            | Team Points |   |  |  |  |  |  |  |  |  |

Approved: \_\_\_\_\_

| 3-TERRACE #1 |                    | Avg=714 |   |   |   |  |  | Week 4 Lane 6 |      |       |
|--------------|--------------------|---------|---|---|---|--|--|---------------|------|-------|
| Avg          | Name               | HDCP    | 1 | 2 | 3 |  |  | Scratch       | HDCP | Total |
| 190          | Jack Felesky       |         |   |   |   |  |  |               |      |       |
| 160          | Braylon Wildenmann |         |   |   |   |  |  |               |      |       |
| 179          | Tyler Bennett      |         |   |   |   |  |  |               |      |       |
| 185          | Anthony Knecht     |         |   |   |   |  |  |               |      |       |
|              |                    |         |   |   |   |  |  |               |      |       |
|              |                    |         |   |   |   |  |  |               |      |       |
|              |                    |         |   |   |   |  |  |               |      |       |

|            |             |    |  |  |  |  |  |  |  |  |
|------------|-------------|----|--|--|--|--|--|--|--|--|
| Won _____  | Total       |    |  |  |  |  |  |  |  |  |
| Lost _____ | Handicap    | 12 |  |  |  |  |  |  |  |  |
|            | HDCP Total  |    |  |  |  |  |  |  |  |  |
|            | Team Points |    |  |  |  |  |  |  |  |  |

Approved: \_\_\_\_\_

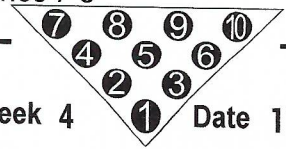
**Captains: Turn in to the tournament manager after signing**

# YOUTH TRAVEL SECTION #1 2024/2025 - Lanes 7-8

814 LANES

Week 4

Date 11/10/24



| 5-814 #1   |                 | Avg=560 |   |   |   | Week 4 Lane 7 |  |         |      |       |
|------------|-----------------|---------|---|---|---|---------------|--|---------|------|-------|
| Avg        | Name            | HDCP    | 1 | 2 | 3 |               |  | Scratch | HDCP | Total |
| 94         | Sophie Freeman  |         |   |   |   |               |  |         |      |       |
| 141        | Cheyenne Cooper |         |   |   |   |               |  |         |      |       |
| 132        | Eli Matejovich  |         |   |   |   |               |  |         |      |       |
| 162        | Jaxon Shaffer   |         |   |   |   |               |  |         |      |       |
|            |                 |         |   |   |   |               |  |         |      |       |
|            |                 |         |   |   |   |               |  |         |      |       |
|            |                 |         |   |   |   |               |  |         |      |       |
|            |                 |         |   |   |   |               |  |         |      |       |
|            |                 |         |   |   |   |               |  |         |      |       |
| Won _____  | Total           |         |   |   |   |               |  |         |      |       |
|            | Handicap        | 0       |   |   |   |               |  |         |      |       |
| Lost _____ | HDCP Total      |         |   |   |   |               |  |         |      |       |
|            | Team Points     |         |   |   |   |               |  |         |      |       |

Approved: \_\_\_\_\_

| 8-BYE      |             | Avg=560 |   |   |   | Week 4 Lane 8 |  |         |      |       |
|------------|-------------|---------|---|---|---|---------------|--|---------|------|-------|
| Avg        | Name        | HDCP    | 1 | 2 | 3 |               |  | Scratch | HDCP | Total |
|            |             |         |   |   |   |               |  |         |      |       |
|            |             |         |   |   |   |               |  |         |      |       |
|            |             |         |   |   |   |               |  |         |      |       |
|            |             |         |   |   |   |               |  |         |      |       |
|            |             |         |   |   |   |               |  |         |      |       |
|            |             |         |   |   |   |               |  |         |      |       |
|            |             |         |   |   |   |               |  |         |      |       |
|            |             |         |   |   |   |               |  |         |      |       |
|            |             |         |   |   |   |               |  |         |      |       |
| Won _____  | Total       |         |   |   |   |               |  |         |      |       |
|            | Handicap    | 0       |   |   |   |               |  |         |      |       |
| Lost _____ | HDCP Total  |         |   |   |   |               |  |         |      |       |
|            | Team Points |         |   |   |   |               |  |         |      |       |

Approved: \_\_\_\_\_

**Captains: Turn in to the tournament manager after signing**